

Thank You!

Thank you so much for downloading this resource from Homeschool Happiness! I hope you love using this activity with your kiddos as much as I loved creating

it!

Terms of Use

This resource is for personal use only. You may download and print this file for use at home or in your classroom.


You may not copy, modify, reproduce, or share any part of this resource.

Please provide others with a link to Homeschool Happiness so that they can download this resource for themselves.

NOTE: You may NOT upload this resource to any file sharing sites.

Fonts & Graphics


Thank you to the following creator(s) for sharing their talent!



How to Catch an Elf

Write or draw to complete the story map.

Characters	Setting
Events	Conclusion



How to Catch an Elf

Write or draw the main events of the story in order.

First

Then



Next

Last

How to Catch an Elf



Color the elf's hat green.

Color the elf's boots blue.

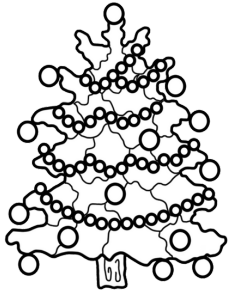
Color the elf's overalls red.

Color the elf's hair the same color as yours.


Color the elf's skin the same color as yours.

Elf Syllables


Say the word, clap the syllables, and circle the correct number.




1 2 3



1 2 3




1 2 3




1 2 3



1 2 3



1 2 3



1 2 3



1 2 3



1 2 3

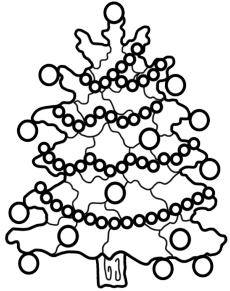


1 2 3



Beginning Sounds


Say the word, and circle the beginning sounds.




w y t



s m h




e f l



o f r




d e t



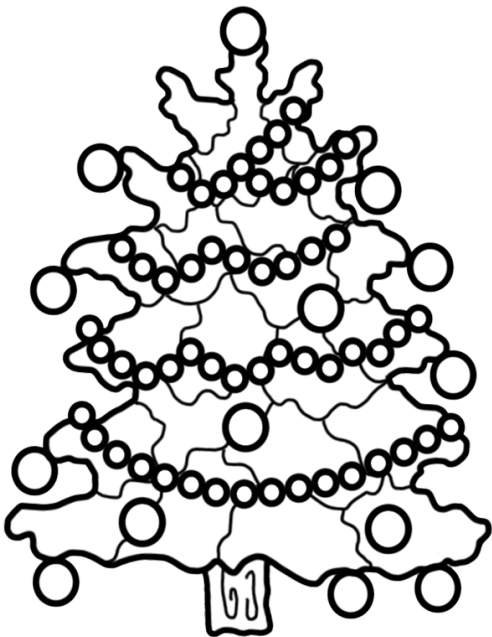
l n p



z i s



c i d



c b t




c r p

How to Catch an Elf

Cut and paste the pictures in the box with its name.

candy cane	elf	ornament
present	Santa	tree



How to Catch an Elf

Put the words in ABC order.

Christmas	Santa	tree	present
ornament	trap	elf	naughty list

1.

2.

3.

4.

5.

6.

7.

8.

